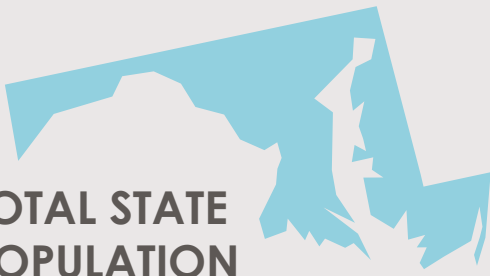


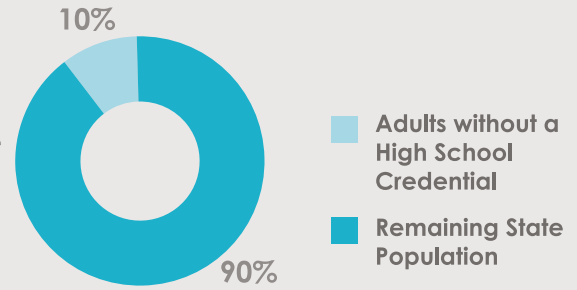
Tapping the Potential MARYLAND

Profile of Adult Education Target Population



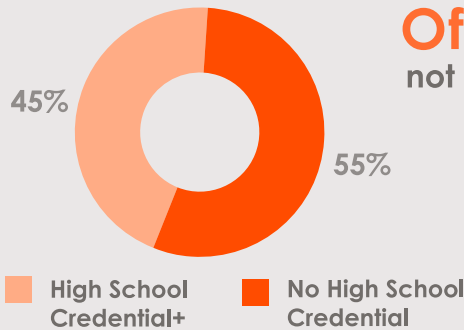
TOTAL STATE POPULATION
5,781,451

565,667 adults or **10%** of the total state population are adults without a high school credential.



146,479 adults or **3%** of the total state population are adults who do not speak English well or at all.

Of those 3% who do not speak English well or at all:



45% had a high school credential or more.

55% had no high school credential.

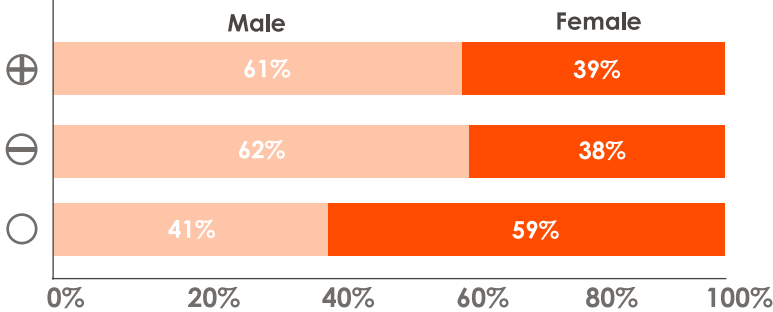
Investments in Adult Education

	2009	2010
Federal	\$8,779,184	\$9,220,042
State	\$12,710,048	\$12,050,663
Total	\$21,489,232	\$21,270,705

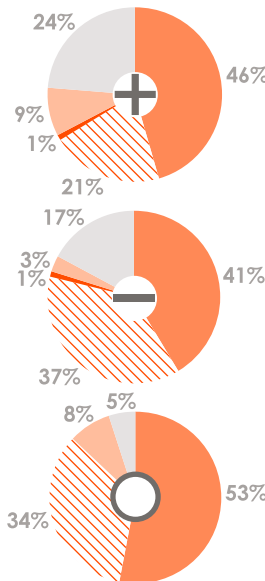
EMPLOYMENT STATUS Employed Unemployed Not in Labor Force

ADULTS, NO HIGH SCHOOL CREDENTIAL ADULT TARGET POPULATION

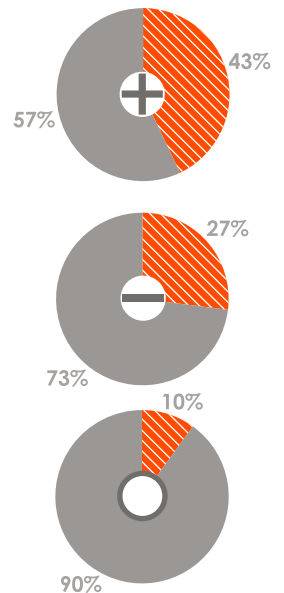
by SEX



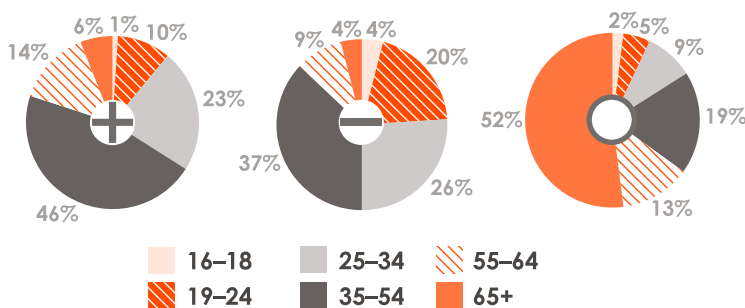
by RACE



by ETHNICITY



by AGE



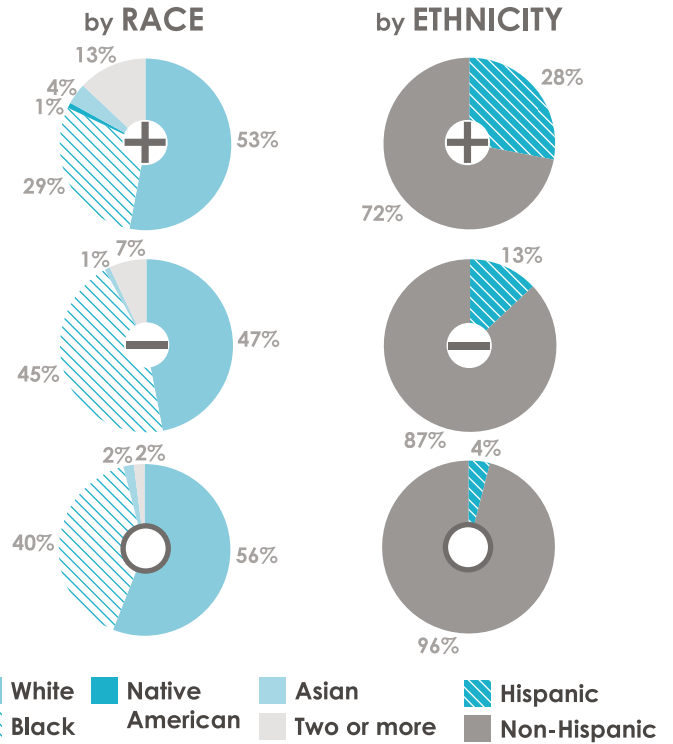
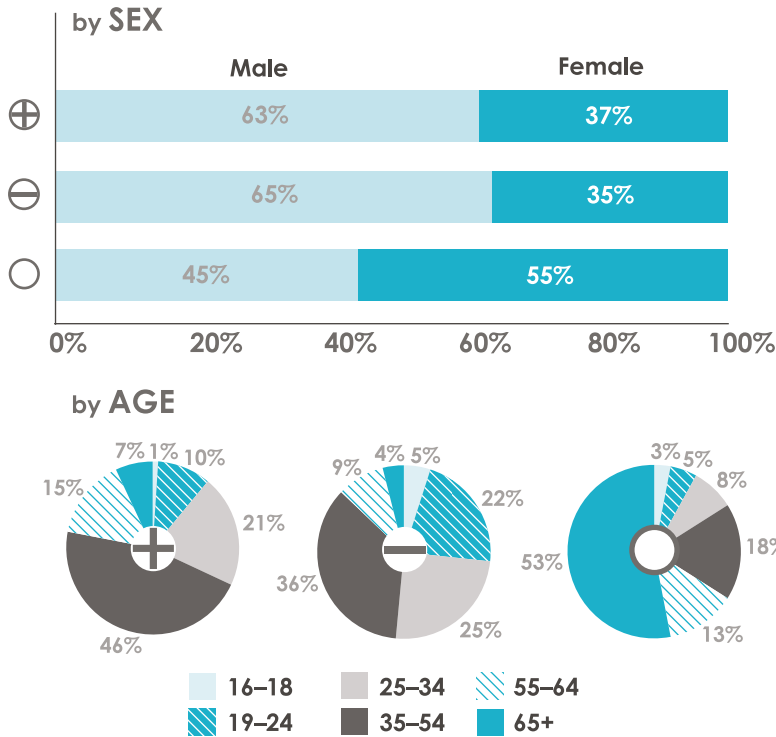
White Native American Asian Hispanic
 Black Two or more Non-Hispanic

MARYLAND

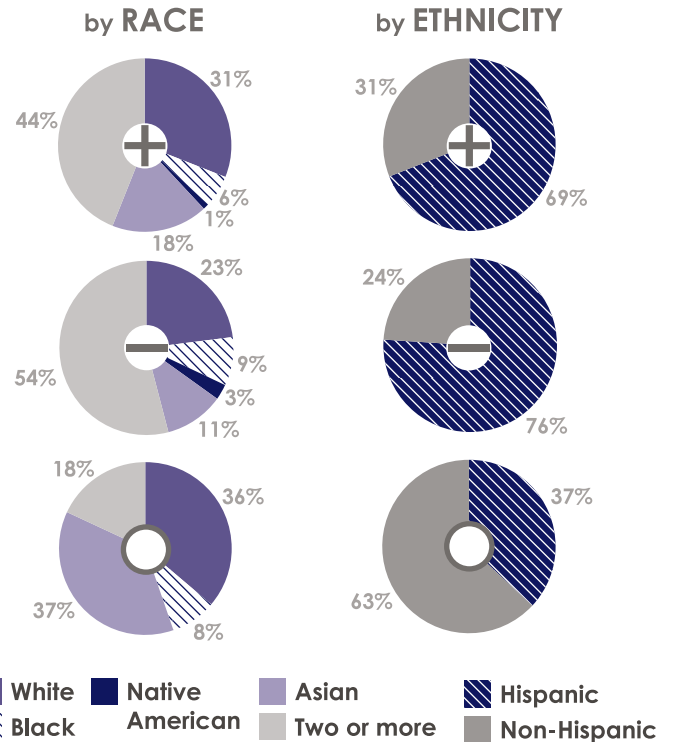
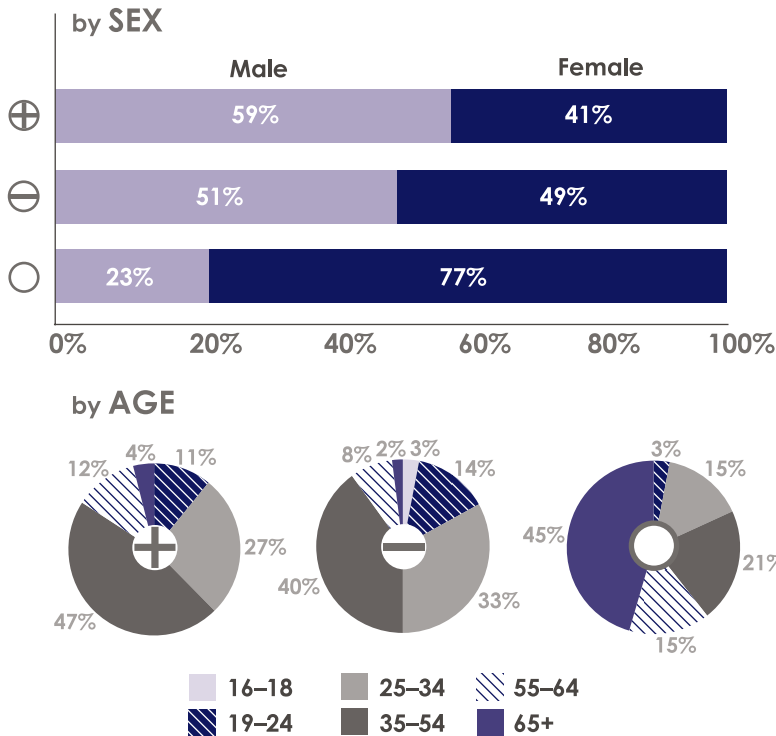
Profile of Adult Education Target Population Continued

ADULTS, NO HIGH SCHOOL CREDENTIAL SPEAKS ENGLISH VERY WELL OR WELL

⊕ Employed ⊖ Unemployed ○ Not in Labor Force



SPEAKS ENGLISH NOT WELL OR NOT AT ALL



NOTE: Detail may not sum to 100% because of rounding. Profile produced under U.S. Department of Education Contract No. GS-10F-0112J/ED-VAE-10-O-0107 with the American Institutes for Research. Population estimates calculated from American Community Survey 2009-11, U.S. Census Bureau. Funding estimates drawn from National Reporting System, Office of Vocational and Adult Education, U.S. Department of Education. No official endorsement by the U.S. Department of Education of any product, commodity, service or enterprise mentioned in this publication is intended or should be inferred. Find more information at <http://www2.ed.gov/about/offices/list/ovae/pi/AdultEd/facts-figures.html>.